

Wheel balancing machine
with 3D video



CEMB

BALANCING MACHINES

C75

C75

C75

General features



For car, light commercial vehicle and motorcycle wheels. Large capacity wheel guard (42").

High definition 15" SVGA video with new advanced 3D graphics and a 256-colour combination.

A balancing accuracy of 0,5 grams.

Automatic input of the rim diameter and distance rim/machine by simply pulling out the gauge, without pressing any button.

Personalised display, language and machine functions. Automatic Start.

Unbalance tolerance threshold (adjustable).

Self diagnosis and self-calibration.

Clock on video.

Daily and total spin counter.

Stationary foot-brake to ease locking and unlocking wheels on adaptors as well as for counterweights fitting.

Automatic braking and automatic wheel positioning on outer side.

Optimisation program to compensate the tyre unbalance with the rim unbalance.

Four-operator program, to enable four different operators to memorize dimensions of four different vehicles at the same time. Possibility of writing names of operators on the screen.



Optional: printer

Possibility to personalize the balancing certificate with:

- balancer details
- vehicle details
- indication of the balanced wheel
- residual unbalance
- radial eccentricity value (optional)

"Automatic" minimisation of static unbalance

Initial unbalance	Default	Possible approximations		
Inside 23 g - Outside 18 g Angle 50°	Inside 25 g - Outside 20 g Static residual 4 g	Inside 25 g - Outside 15 g Static residual 3 g	Inside 20 g - Outside 20 g Static residual 1 g	Inside 20 g - Outside 15 g Static residual 6 g
	By conventional wheel balancer	Select with CEMB minimization		

It indicates the optimal value of weights to apply, by using an "intelligent" averaging system to minimise residual static unbalance unavoidable by using the standard weights on the market, available in 5 g ranges. The static unbalance is the major cause to most car vibration. Thanks to static minimisation, balance quality appreciably improves with no effort and no loss of time for operator.

Ease of use



The correction planes set inside the wheel, can be found with distance gauge after the measure spin. A handy pincer allows the counterweight application in the exact correct position.




LA optional automatic wheel width measure using the SONAR system (CEMB patent), with no operator manual intervention.



EMS optional no contact measurement system of wheel radial eccentricity through SONAR during balancing cycle (CEMB patent).

For spoked alloy rims: **Split program**

Counterweights are to be located inside the rim in a hidden position, behind spokes. SPLIT (vectorial component balancing) re-calculates the unbalance in order to correct it behind the two nearest spokes.



Option: **WBL80**

Pneumatic lift to reduce the operator fatigue and to allow a more precise centering of the wheel. More information on the specific catalogue.





CEMB

BALANCING MACHINES

C75 SE

with new pneumatic locking (CEMB patent)

CEMB long experience in developing and manufacturing pneumatic locking machines since 1978, guarantees unbeatable features of the new device fitted on the C75 SE.

Reduced mounting efforts and maximum operator's safety. The wheel locks onto the machine shaft by a pedal placed in a functional and easy position.

Considerable time saving: the standard device, with 70 mm thrust, drastically reduces the manual work in mounting the wheel.

Extreme easiness of use: every kind of wheel with central hole can be locked by just one sleeve without using threaded nuts, wrenches or unnecessary devices external to the machine.

Improved accuracy in centering the wheel: thanks to the strong locking force of the device.

It is possible to use a cone and/or an adapter with studs to get the maximum precision.

Adaptability: traditional adapters can be used for balancing wheels without central hole.



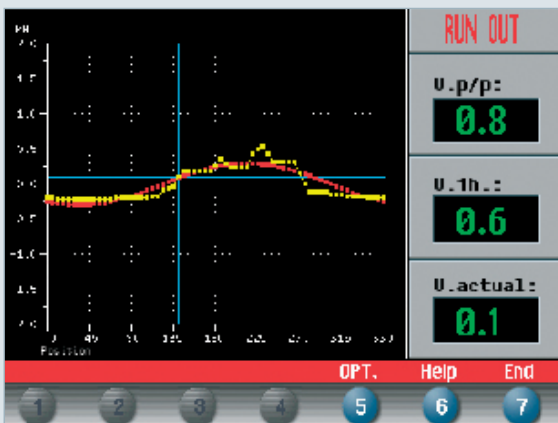
Programs



Menu program with possibility of display, language and machine functions personalisation.



(Pre-set) out of tolerance radial eccentricity alarm. Procedure suggested for reduction.



EMS eccentricity measuring system (1st Harmonic and Peak to Peak) through Sonar (option). It is automatically activated during balancing cycle allowing operators to get the information about wheel eccentricity without any time loss.



LA automatic wheel width measurement through CEMB patented sonar system (option).



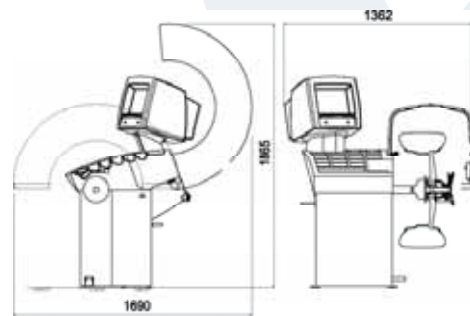
ALU-S function with "intelligent" gauge (automatic input of diameter and distance rim/machine) for correction on two planes inside of the wheel. Axial weight position indication for wheel in ALU-S and correction in a hidden position.



SPLIT program to divide counterweights between spokes of alloy rims.

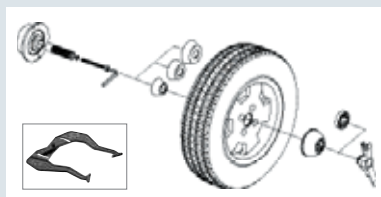
► Technical data

Standard power supply	115-230 V single phase 50/60 Hz
Max absorbed power	1100 W
Spindle shaft	Ø 40 mm
Balancing speed	180 rpm
Balancing accuracy	± 0,5 g
Cycle time	6 seconds
Rim diameter	10" ÷ 30" or 265 ÷ 765 mm
Rim width	1,5" ÷ 20" or 40 ÷ 510 mm
Max. outside wheel diameter	1300 mm (1060 mm with lowered wheel guard)
Max. wheel weight	75 Kg
Gross weight C75 (with cone adapter, pliers and wheel guard)	161 Kg
Gross weight C75 SE (with cone adapter, pliers and wheel guard)	176 Kg
Packing dimensions	152x105x183 h cm

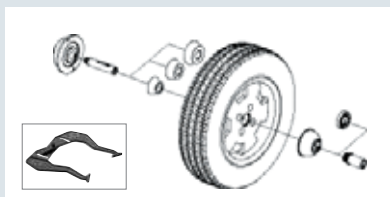


► Accessories (Ø 40 mm shaft)

standard



for SE2 pneumatic locking



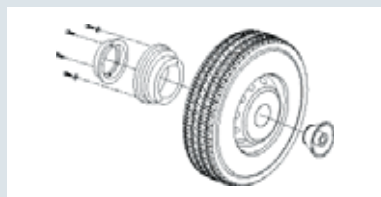
► **UC20 cone adapter** with GP quick locking for wheels with central hole Ø from 43 to 110 mm.

UC20-SE2 cone adapter for wheels with central hole Ø from 43 to 110 mm.

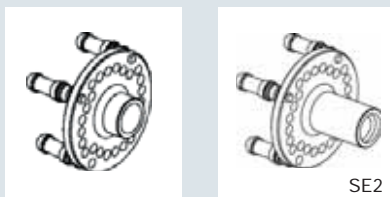
► **Gauge** for wheel width measurement, only for machines without LA option.

Gauge for wheel width measurement, only for machines without LA option.

options to be used with the cone adapter (Ø 40 mm shaft)



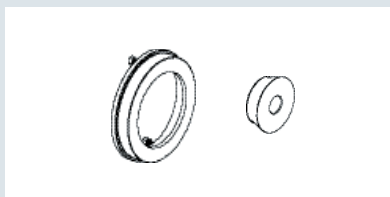
► **VL/2 cone kit** necessary to lock light truck wheels with central hole Ø from 97 to 180 mm.



Adapters with centering studs:
- SR standard
- SR-SE2 for pneumatic locking.



► **RL hollow sleeve** Ø 206 mm, for alloy rims.

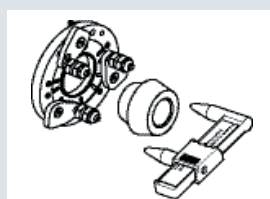


WD spacer for car wheels with deep off-set and for off-road wheels.

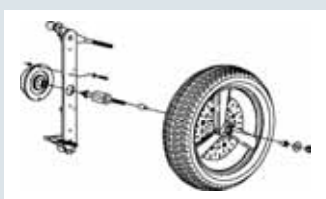
► **MT stepped cone** for German car rims (Ø 56,5 - 57 - 66,5 - 72,5 mm).

J cone for off-road vehicle with hole Ø 101 to 119 mm.

other options (Ø 40 mm shaft)



► **UH20/2** for wheels with 3-4-5 holes, with/without central hole on a Ø from 95 to 210 mm. The additional cone (CEMB patent), in the majority of cases, allows to center the wheel from inside on the central hub seat, thus improving balancing accuracy respect to the traditional adapters on the market.



RMC20 MOT universal adapter for standard and flanged or side hung motorcycle wheels (BMW - Aprilia - Honda - Ducati etc.) and scooter wheels.



Pincer-hammer for counterweights.



CEMB
BALANCING MACHINES



CEMB S.p.A.
Via Risorgimento, 9
23826 Mandello del Lario (LC) Italy
www.cemb.com
cemb@cemb.com

Garage equipment division:
phone +39 0341 706369
fax +39 0341 700725
garage@cemb.com